

Pioglitazone and risk of mortality in patients with type 2 diabetes: results from a European multidatabase cohort study

Helen Strongman,¹ Pasi Korhonen,² Rachael Williams,¹ Shahram Bahmanyar,³ Fabian Hoti,² Solomon Christopher,² Maila Majak,² Leanne Kool-Houweling,⁴ Marie Linder,³ Paul Dolin,⁵ Edith M Heintjes⁴

To cite: Strongman H, Korhonen P, Williams R, *et al*. Pioglitazone and risk of mortality in patients with type 2 diabetes: results from a European multidatabase cohort study. *BMJ Open Diab Res Care* 2017;**5**:e000364. doi:10.1136/bmjdr-2016-000364

Received 17 November 2016
Revised 27 March 2017
Accepted 3 April 2017



CrossMark

¹Clinical Practice Research Datalink, London, UK

²EPID Research, Espoo, Finland

³Centre for Pharmacoepidemiology, Karolinska Institute, Stockholm, Sweden

⁴PHARMO Institute, Utrecht, The Netherlands

⁵Takeda Development Centre Europe, London, UK

Correspondence to

Helen Strongman;
helen.strongman@mhra.gov.uk

ABSTRACT

Objectives Estimate and compare the risk of mortality in patients whose antidiabetic therapy is modified to include pioglitazone compared with an alternative antidiabetic medication at the same stage of disease progression.

Design Retrospective cohort study.

Setting Pooled analysis of clinical data collected from primary and/or secondary care settings in four European countries: Finland, The Netherlands, Sweden and the UK.

Participants 56 337 patients with type 2 diabetes mellitus first prescribed pioglitazone between 2000 and 2011, and 56 337 patients never prescribed pioglitazone matched by treatment stage, history of diabetes, diabetes complications and cardiovascular disease, and year of cohort entry using exact and propensity score matching. Patients were followed-up for a mean of 2.90 (SD 2.21) and 2.83 (SD 2.37) years in the pioglitazone-exposed and non-pioglitazone-exposed groups, respectively.

Outcomes All-cause mortality ascertained from clinical or registry data. Mortality was a planned secondary outcome in a study primarily studying the association of pioglitazone use with bladder cancer risk.

Results The crude overall mortality rate per 10 000 patient years was 206 (95% CI 199 to 213) in the pioglitazone-exposed group and 448 (95% CI 438 to 458) in the non-pioglitazone-exposed group. The crude HR comparing pioglitazone to alternative antidiabetic exposure was 0.46 (95% CI 0.45 to 0.48). This reduced in magnitude to 0.67 (95% CI 0.64 to 0.70) following further adjustment for matching variables, propensity scores, age, gender and time-dependent variables representing use of alternative antidiabetic drugs.

Conclusions In this large observational cohort study of patients with type 2 diabetes, pioglitazone exposure was associated with a statistically significant decrease in the risk of all-cause mortality across four European countries. Results should be interpreted with caution due to the potential for residual confounding.

Protocol registration European Network of Centres for Pharmacoepidemiology and Pharmacovigilance.

INTRODUCTION

Newly diagnosed adult patients with diabetes have 5–10 years shorter life expectancy than

Significance of this study

What is already known about this subject?

- ▶ Evidence from the large Prospective Pioglitazone Clinical Trial In Macrovascular Events (PROactive) and Insulin Resistance Intervention after Stroke (IRIS) trials indicates that pioglitazone did not increase or reduce the risk of death from any cause in patients with type 2 diabetes at high-risk of cardiovascular disease (PROactive) or prediabetic patients with a history of ischemic stroke or transient ischemic attack (IRIS).
- ▶ Observational studies and meta-analyses of smaller randomized trials studying the risk of cardiovascular events have demonstrated a statistically significant reduction in the risk of all-cause mortality with pioglitazone use.

What are the new findings?

- ▶ This pan-European, observational, retrospective large cohort study indicates that prescribing pioglitazone compared with an alternative treatment decision at the same stage of disease progression was associated with a statistically significant 33% reduction in all-cause mortality.

How might these results change the focus of research or clinical practice?

- ▶ This further supports the safe use of pioglitazone. Additional research is recommended to evaluate the association of pioglitazone use with all-cause mortality.

the general population^{1 2} with cardiovascular disease being the leading cause of death in this patient group. Randomized clinical trials (RCTs) demonstrate that antidiabetic medications including pioglitazone improve insulin sensitivity in insulin-resistant patients resulting in lower plasma glucose and insulin concentrations and lower HbA1c values.^{3–5} Use of pioglitazone in combination with sulfonylurea, metformin or insulin has an additive effect in patients with type 2 diabetes

mellitus (T2DM).^{6–9} This reduction in HbA1c has been hypothesized to protect patients with T2DM from macrovascular complications and reduced life expectancy.^{10–13} Meta-analyses of randomized trials studying the risk of cardiovascular events have demonstrated a statistically significant reduction in the risk of all-cause mortality with pioglitazone use.^{14 15} The more recent meta-analysis by Mannucci *et al* aimed to assess the association of pioglitazone treatment with risk of non-fatal coronary events, cardiovascular and all-cause mortality.¹⁵ The meta-analysis demonstrated a statistically significant association of pioglitazone with reduced all-cause mortality OR 0.30 (95% CI 0.14 to 0.63) in trials restricted to relatively low-risk patients with T2DM. Comparators in these trials included placebo, sulphonylureas (SU), metformin, rosiglitazone and glitazars. The large PROspective pioglitazone Clinical Trial In macroVascular Events (PROactive) trial,¹⁶ conducted in high-risk patients with pre-existing macrovascular disease and T2DM, found that pioglitazone directionally reduced the risk of the composite primary endpoint—death from any cause, non-fatal myocardial infarction (MI), stroke, acute coronary syndrome, leg amputation, coronary revascularization, or revascularization of the leg (HR 0.90, 95% CI 0.80 to 1.02). However, pioglitazone use significantly reduced the main secondary endpoint of all-cause mortality, MI and stroke (HR 0.84, 95% CI 0.72 to 0.98). Fewer deaths contributed to the primary and secondary endpoint in the pioglitazone arm than the placebo arm. An observational study using US claims data found a significantly lower risk of all-cause mortality in patients with T2DM prescribed pioglitazone compared with insulin (HR 0.33, 95% CI 0.31 to 0.36).¹⁷ More recently, a cohort study using data from a UK primary care database showed a decreased risk of all-cause mortality (HR 0.82, 95% CI 0.77 to 0.88), heart failure (HR 0.86, 95% CI 0.78 to 0.95) and cardiovascular (CV) disease (HR 0.94, 95% CI 0.88 to 1.00) with use of glitazones in T2DM compared with non-use of these agents.¹⁸ Pioglitazone was prescribed to 90% of glitazone users in the study as rosiglitazone was found to increase cardiovascular risk and withdrawn from the UK market in 2010.¹⁹

The primary objective of this pan-European multidatabase cohort study was to investigate the risk of bladder cancer associated with pioglitazone use compared with other diabetic drugs at the same stage of treatment in patients with T2DM. Results were recently published.²⁰ Here we present findings from the secondary outcomes: all-cause and bladder cancer-specific mortality.

METHODS

Study design and setting

This pan-European multidatabase retrospective cohort study used six non-overlapping datasets from four European countries: Finland (FIN), the Netherlands (NL), Sweden (SWE) and the United Kingdom (UK).

Data from the PHARMO Database Network and Clinical Practice Research Datalink (CPRD) were used in the NL and UK, respectively.

Data sources

Drug exposure data were based on prescription data in the NL general practitioner (GP), UK GP, and UK GP hospital (GP-HOSP) datasets, and on dispensing data in the FIN, SWE and NL HOSP pharmacy (PHARM) datasets. All-cause and bladder cancer-specific (International Statistical Classification of Diseases and Related Health Problems 10th Revision (ICD-10) code C67) mortality were measured in linked national death records in FIN, SWE, NL-PHARM-HOSP and UK GP-HOSP datasets. All-cause mortality was identified using GP medical records in the NL GP and UK GP datasets. Further data to identify the study cohort and adjust for covariates was obtained from cancer registries, hospital discharge records, migration records, and national diabetes registers where available. The study period start and end dates respectively ranged by dataset from 1 Jan 2000 to 1 July 2006 and from 31 December 2010 to 30 June 2011.

Participants

The study population included patients over the age of 40 with T2DM whose diabetic treatment regimen was altered to include pioglitazone or any other antidiabetic medication during the study period. Potential cohort entry dates (CEDs) were set as the date of the first-ever pioglitazone prescription for pioglitazone-exposed patients and the date of switching to or add-on (initiation) of any other antidiabetic medication for the non-pioglitazone-exposed group. CEDs were excluded if there were under 12 months' membership in the medication database, any indication of bladder cancer prior to the CED, or if patients were concurrently exposed to another thiazolidinedione.

Matching and covariates

Guidelines for prescription of antidiabetic drugs recommend a stepwise approach that takes into account the efficacy of each drug substance in controlling blood sugars and the different safety profiles. Pioglitazone is therefore 'channelled' to patients at a specific stage of diabetes and with other characteristics that affect their prognosis. The following approach was therefore taken in an attempt to eliminate channelling bias.²¹ Propensity scores (PSs) were estimated for each CED using a weighted logistic regression model with weights reciprocal to the number of CEDs per individual. The PS model included baseline binary and categorical variables that were likely to have a direct impact on treatment choice and could be measured in all datasets. These included: antidiabetic treatment immediately prior to CED, whether the treatment change at CED was an add-on or switch in therapy, use of thiazolidinediones prior to CED, duration of treated diabetes, number of different antidiabetic medications used prior to CED, history of MI, stroke, heart

failure, and the following diabetic complications, retinopathy or maculopathy, severe lower limb complications, renal complications, ketoacidosis, and hyperosmolar or ketoacidotic coma—duration of prescription database membership and calendar year of CED.

Pioglitazone CEDs were 1:1 fixed ratio matched and 1:10 variable ratio matched to non-pioglitazone CEDs using the PS distance and the following exact matching variables: antidiabetic treatment immediately prior to CED, whether the treatment change at CED was an add-on or switch in therapy, and use of thiazolidinediones prior to CED. Non-pioglitazone exposed patients were removed from further matching when one of their CEDs was matched to a pioglitazone-exposed patient. The number of matched non-pioglitazone-exposed patients varied between patients and countries in the 1:10 matched cohort resulting in an imbalance in characteristics. The main analysis was therefore based on the 1:1 fixed ratio matched cohort. Each patient was followed-up from CED until date of death or censorship due to end of membership of the database, end of database coverage, start of other thiazolidinediones or 30 June 2011. Time-varying (TV) covariates were generated to improve the estimation of adjusted HR. New binary TV covariates for use of each alternative antidiabetic treatment class and comorbidity history were generated for inclusion or testing in the regression model. Use of antidiabetic treatment group other than pioglitazone and comorbidity history was categorized as ever versus never used and ever versus never occurred up to any given time period. Age categories were fixed at baseline.

Statistical analysis

A pooled analysis was performed using all six cohorts. Descriptive data and standardized differences comparing the pioglitazone-exposed and non-pioglitazone-exposed groups were presented in the primary manuscript.²⁰ Crude all-cause and bladder cancer mortality rates were estimated with 95% CIs using Poisson regression. HR were generated using a Cox proportional hazards (PH) model including the ever versus never exposure variable and a categorical dataset variable. Adjusted models also included as covariates age, gender, antidiabetic medications, exact matching variables, PS quintiles, and all variables that were included in the PS. Further covariates were included as confounders if their inclusion resulted in a minimum of 10% change in the HR of primary exposure (ever vs never exposed to pioglitazone) when introduced into the crude model. The PH assumption was examined by inspection of the Kaplan-Meier curves. Adjusted HRs were stratified for potential effect modifiers including age, gender, duration of treated diabetes at CED, year of CED, use of thiazolidinediones (other than pioglitazone) prior to CED and history of renal complications and congestive heart failure (CHF) at CED. Primary analyses for each of the two mortality endpoints included all datasets in which the endpoint was recorded. A number of preplanned sensitivity analyses assessed

the robustness of the results with respect to outcome, exposure and follow-up definitions and the inclusion of baseline smoking, baseline body mass index and TV HbA1c as covariates. These covariates were not available for the FIN and NL-HOSP populations and missing variables were treated as a separate category.

Further information

Further details about the study methodology are published in the BMJ²⁰ and in the European Network of Centres for Pharmacoepidemiology and Pharmacovigilance (ENCePP) E-register of studies (study title 'Pan-European Multi-Database Bladder Cancer Risk Characterisation Study').

RESULTS

The complete 1:1 matched cohort included 56 337 patients in both the pioglitazone-exposed and the non-exposed groups. Descriptive statistics reported previously for the primary bladder cancer analyses²⁰ demonstrated good covariate balance within the variables used in the matching process. The standardized differences for the proportion of patients with CHF, early cohort entry (2000–2003), and higher duration of medication database membership before CED (5–6 and 7+ years) marginally exceeded 10, the lower threshold that we set for good balance. Descriptive statistics for a selection of covariates are provided in [table 1](#). The number of antidiabetic treatments prescribed at CED was similar in both cohorts. The most commonly prescribed treatment regimens in the never exposed to pioglitazone group were insulin alone or in combination (36.99%), metformin or SU in combination (21.41%), or combinations of other antidiabetic drugs (31.10%). Pioglitazone was prescribed in a variety of treatment regimens: most commonly in combination with metformin (34.83%) or metformin and SU (24.25%).

A total of 10 513 deaths occurred during follow-up in the 1:1 matched cohort. There were 3370 deaths in the ever exposed to pioglitazone group during a mean follow-up time of 2.9 years, and 7143 deaths in the non-pioglitazone-exposed group during a mean follow-up time of 2.8 years. The crude all-cause mortality rate per 10 000 person-years was 206 (95% CI 199 to 213) for patients ever exposed to pioglitazone and 448 (95% CI 438 to 458) for patients never exposed to pioglitazone. The Kaplan-Meier curve is consistent with the PH assumption ([figure 1](#)).

A statistically significant 33% reduction in all-cause mortality was observed for ever exposed to pioglitazone compared with never exposure to pioglitazone (adjusted HR 0.67, 95% CI 0.64 to 0.70). Observed reductions were statistically significant in five of the six datasets. Relative risk reduction ranged from 11% in the NL GP to 46% in Finland. In the 56 337 patients in the pioglitazone cohort, 23 123 and 6462 patients received pioglitazone for at least 18 and 48 months, respectively. Total cumulative

Table 1 Distribution of a selection of matching and non-matching covariates at cohort entry

	PIO exposed n=56 337 n (%)	Non-PIO exposed n=56 337 n (%)
Age at CED (years)		
40–49	6728 (11.94)	5608 (9.95)
50–59	14 881 (26.41)	12 618 (22.40)
60–69	18 366 (32.60)	17 262 (30.64)
≥70	16 362 (29.04)	20 849 (37.01)
Range (min, max)	(40, 102)	(40, 106)
Mean (±SD)	63.24 (10.86)	65.38 (11.56)
Median (Q1, Q3)	63.00 (55.03, 71.00)	65.00 (57.00, 74.00)
Gender		
Male	31 732 (56.33)	30 561 (54.25)
Female	24 605 (43.67)	25 776 (45.75)
Duration of treated diabetes at CED (years)		
<1	7805 (13.85)	7883 (13.99)
1–<2	6943 (12.32)	6679 (11.86)
2–<4	11 865 (21.06)	11 578 (20.55)
4–<6	10 936 (19.41)	11 411 (20.25)
≥6	18 788 (33.35)	18 786 (33.35)
Range (min, max)	(0.00, 34.18)	(0.00, 24.79)
Mean (±SD)	4.72 (3.65)	4.78 (3.70)
Median (Q1, Q3)	4.12 (1.76, 6.97)	4.19 (1.82, 6.97)
Use of other TZD medications prior to CED		
Never	41 847 (74.28)	41 847 (74.28)
Ever	14 490 (25.72)	14 490 (25.72)
Antidiabetic treatment immediately prior to CED*		
Metformin only	16 526 (29.33)	16 526 (29.33)
Sulphonylureas (SU) only	6110 (10.85)	6110 (10.85)
Metformin and SU	14 277 (25.34)	14 277 (25.34)
Insulin (only or in combination)	2705 (4.80)	2705 (4.80)
Other drugs or combinations	10 062 (17.86)	10 062 (17.86)
No treatment	6657 (11.82)	6657 (11.82)
Number of different antidiabetic drug classes being used at CED†		
1	6905 (12.26)	9961 (17.68)
2	29 216 (51.86)	29 767 (52.84)
3	18 446 (32.74)	15 917 (28.25)
>3	1770 (3.14)	692 (1.23)
Antidiabetic treatment at CED†		
Metformin only	19 622 (34.83)	3496 (6.21)
SU only	7442 (13.21)	2418 (4.29)
Metformin and SU	13 659 (24.25)	12 062 (21.41)
Insulin (only or in comb.)	2595 (4.61)	20 840 (36.99)
Other drugs or comb.	6114 (10.85)	17 521 (31.10)
No treatment	6905 (12.26)	0 (0.00)
Diabetic complications at CED		
Diabetic retinopathy or maculopathy	5747 (10.20)	5953 (10.57)

Continued

Table 1 Continued

	PIO exposed n=56 337 n (%)	Non-PIO exposed n=56 337 n (%)
Lower limb severe complications	1308 (2.32)	1530 (2.72)
Diabetic renal complications	4771 (8.47)	4870 (8.64)
Ketoacidosis	112 (0.20)	145 (0.26)
Hyperosmolar/ ketoacidotic coma	822 (1.46)	1280 (2.27)
Other comorbidities at CED		
Myocardial infarction or stroke	4676 (8.30)	6112 (10.85)
Congestive heart failure	1674 (2.97)	3077 (5.46)
Year at CED		
2000–2003	3960 (7.03)	6485 (11.51)
2004–2007	21 151 (37.54)	20 513 (36.41)
2008–2011	31 226 (55.43)	29 339 (52.08)

*Treatments initiated at CED are not included.

†Treatments initiated at CED are included. For the pioglitazone-exposed group, the listed treatments are in addition to pioglitazone. CED, cohort entry date; PIO, pioglitazone; TZD, thiazolidinedione.

pioglitazone dose exceeded 14 000 mg for 22 550 patients and 40 000 mg for 7226 patients. Observed reductions were statistically significant for all doses and durations of exposure. The HR estimates for all-cause mortality are presented in [figures 2 and 3](#). No additional variables met the inclusion criteria for confounders. The adjusted model therefore included age, gender, antidiabetic medications, PS quintiles, and all variables that were included in the PS model. Full model results are presented in the supplementary appendix.

For patients with current pioglitazone exposure, there was a significant 60% reduction in all-cause mortality compared with never exposure (HR 0.40, 95% CI 0.37 to 0.43). With regard to cumulative dose and duration of pioglitazone use, a similar significant reduction in mortality risk was observed for all exposure strata.

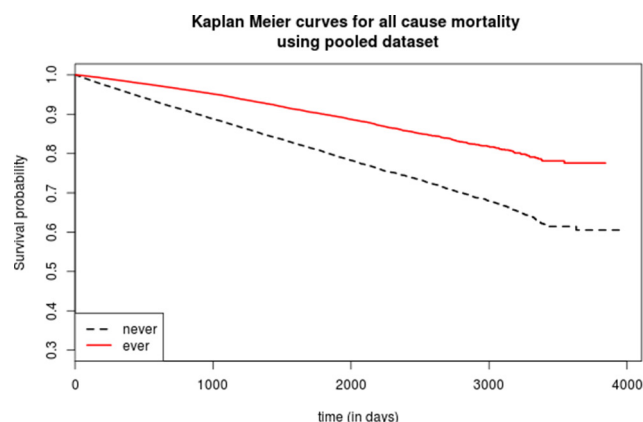


Figure 1 Kaplan-Meier plot of association of exposure to pioglitazone with all-cause mortality in patients with type 2 diabetes. Never: never exposed to pioglitazone. Ever: exposed to pioglitazone.

A statistically significant reduction in mortality risk was observed in all stratified and sensitivity analyses. The adjusted HR for patients prescribed and not prescribed thiazolidinedione prior to cohort entry was 0.85 (95% CI 0.74 to 0.97) and 0.64 (95% CI 0.61 to 0.68), respectively. This was the only stratified analysis in which the confidence intervals did not overlap ([figure 4](#)).

The pooled dataset for the bladder cancer mortality analysis included 34 615 patients in the 1:1 matched pioglitazone and non-pioglitazone exposed groups. A total of 21 deaths due to bladder cancer occurred during follow-up including seven deaths in the pioglitazone-exposed group and 14 deaths in the non-pioglitazone-exposed group during a mean follow-up time of 2.7 years in both groups. The crude bladder cancer-specific mortality rate per 10 000 person-years was 0.75 (95% CI 0.36 to 1.57) for patients ever exposed to pioglitazone and 1.50 (95% CI 0.89 to 2.54) for patients never exposed to pioglitazone. A statistically non-significant 39% reduction was observed in bladder cancer cause-specific mortality for ever exposed to pioglitazone compared with never exposed to pioglitazone (adjusted HR 0.61, 95% CI 0.23 to 1.67). The adjusted model only included all the predefined covariates. Due to the small number of events, additional covariates or other exposure definitions were not considered.

DISCUSSION

Our analysis of this large pan-European retrospective cohort study found a statistically significant 33% reduction in risk of all-cause mortality in patients with T2DM whose antidiabetic therapy was modified to include pioglitazone compared with an alternative antidiabetic medication at the same stage of disease progression.

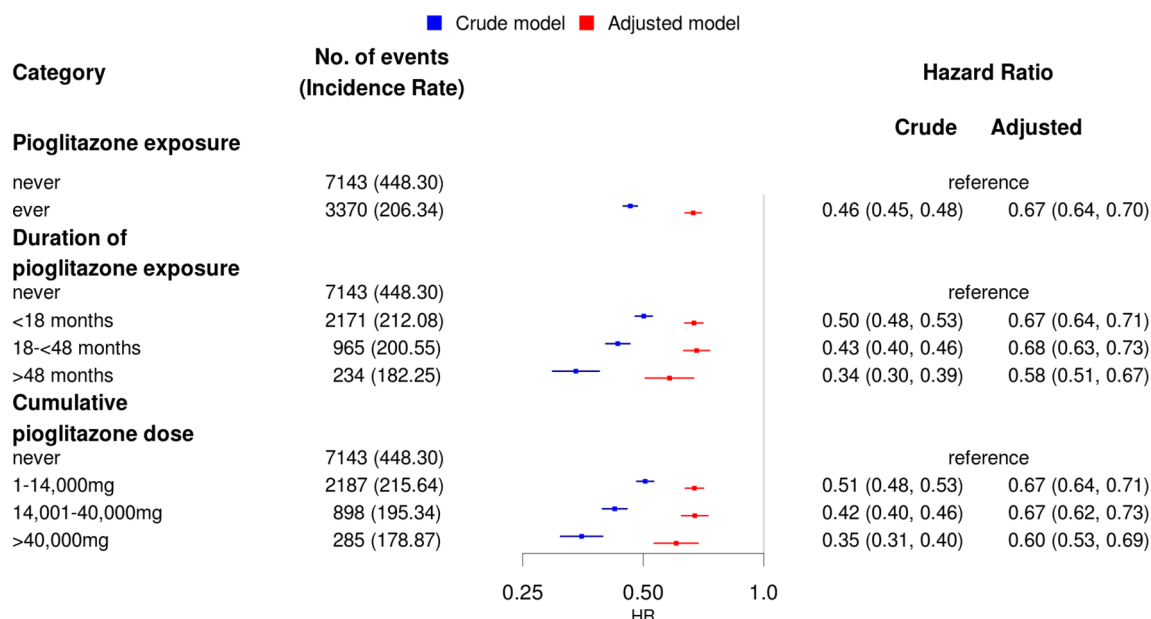


Figure 2 Number of events, the crude incidence rate, and the crude and adjusted HR with 95% CI for the association between pioglitazone use and all-cause mortality. Crude model: pioglitazone exposure variable and a dataset identifier. Adjusted model: Crude model plus, age, gender, use of metformin, use of sulphonylureas, use of insulin, and use of other antidiabetic drugs, all exact matching variables, propensity scores as quintiles, all propensity score variables evaluated at cohort entry date.

All-cause mortality risk for ever vs. never exposed to Pioglitazone

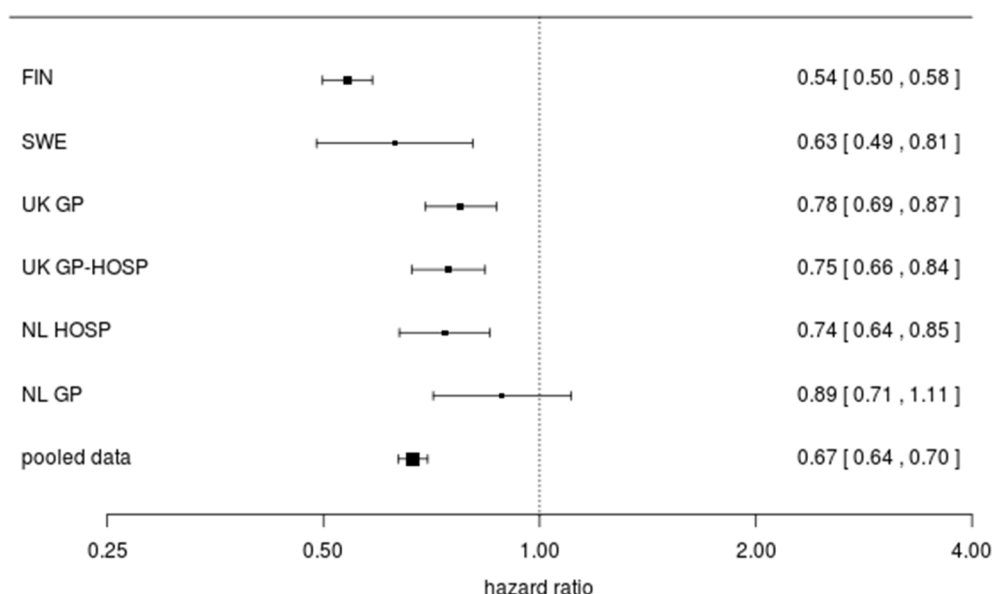


Figure 3 Adjusted HRs with 95% CI for the association between pioglitazone use and all-cause mortality for each dataset. The HRs and 95% CIs are presented in the original scale and the figure is plotted in the log scale. FIN, Finland; SWE, Sweden; United Kingdom GP, UK general practitioner; UK GP-HOSP, UK linked dataset; NL HOSP, Netherlands hospital data; NL GP, NL general practitioner.

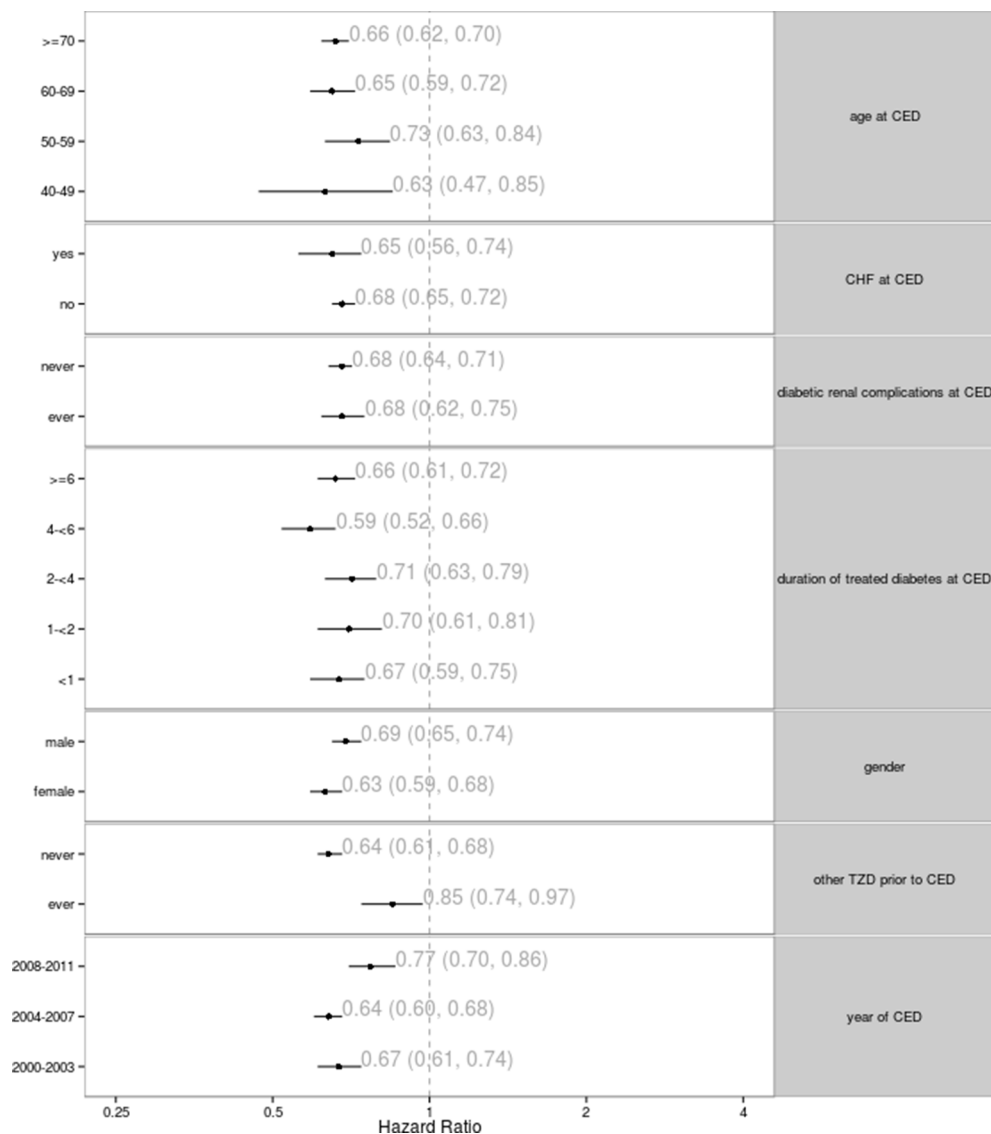


Figure 4 Adjusted HRs with 95% CI for the association between pioglitazone use and all-cause mortality stratified by key variables. CED, cohort entry date; CHF, congestive heart failure; TZD, thiazolidinedione.

Comparators included a full range of antidiabetic treatment regimens from metformin alone (11%) to insulin used alone or in combination (36%). Findings for bladder cancer-specific mortality estimated a similar 36% decrease with broad CIs consistent with a 77% decrease or a 67% increase, reflecting the small number of cases.

General strengths and weaknesses of the study have been reported previously.²⁰ The cohort matching and regression modeling processes were designed for the primary outcome of incident bladder cancer. There is therefore a risk that important covariates influencing the association between pioglitazone exposure and all-cause mortality were not included. The most common cause of death in patients with T2DM is cardiovascular complications.²² Cardiovascular comorbidities were included in the PS, although good balance was not achieved for CHF, 2.97% and 5.46% in the pioglitazone exposed and unexposed cohorts, respectively. Stratifying the analysis by presence and absence of CHF at CED demonstrated

similar reductions of all-cause mortality for the pioglitazone-exposed and non-pioglitazone-exposed groups. The imbalance is therefore unlikely to have biased the findings. Also, TV variables for cardiovascular comorbidities were included in the adjusted regression model. Variables such as socioeconomic status and general health may affect both choice of diabetic treatment and mortality risk.²³ These were not included in the study protocol and would be difficult to measure consistently across datasets. They may therefore be residual confounders.

Observed risk reductions were statistically significant in five of the six datasets which supports the generalizability of our findings. The largest relative risk reduction was observed in Finland (HR 0.54, 95% CI 0.50 to 0.58) and the smallest in the NL GP dataset (HR 0.89, 95% CI 0.71 to 1.11). This may reflect differences in available data or in the care pathway for diabetes in these countries. All of the countries in this study have a publicly funded national health service with limited co-pay for

antidiabetic drugs during the study period. Nevertheless, the observed reduction in mortality risk may be due to inadequate or inappropriate prescribing in the comparator arm.

In agreement with our study, Mannucci's meta-analysis demonstrated a statistically significant association of pioglitazone use with reduced all-cause mortality (OR 0.30, 95% CI 0.14 to 0.63) in patients at relatively low risk of cardiovascular events and death.¹⁵ The primary endpoint for the majority of RCTs was HbA1c. Patients included in the meta-analysis had a mean diabetes duration of 6.6 years and mean HbA1c of 8.1%. This is similar to the mean 4.7 year duration of treated diabetes and mean HbA1c (where available) of 8.5% and 8.8% in the exposed and control arms, respectively, of our study. The major advantage of clinical trials compared with our study is that patients are randomized to treatment. This greatly reduces the risk of residual confounding compared with our observational study methodologies. However, trials included in the meta-analysis were generally of short duration (8–156 weeks) and counted zero or few mortality events (total 56). Our study had a mean follow-up of 2.9 years and counted a total of 10 513 deaths. The results of our study are consistent with an observational cohort study that demonstrated a 23% reduction in all-cause mortality with use compared with non-use of glitazones (primarily pioglitazone) in the UK.¹⁸ There were 597 deaths in the study cohort over an average 4.5 years of follow-up time. Yang *et al*'s observational study¹⁷ comparing first time users of insulin or pioglitazone in a US claims database also found a statistically significant decrease in risk of all-cause mortality in the pioglitazone cohort compared with the insulin cohort.

In contrast, the large PROactive trial found no statistically significant reduction in all-cause mortality with pioglitazone use compared with placebo in either the 3-year trial (HR 0.96, 95% CI 0.78 to 1.18) or the 10-year observational follow-up period (HR 0.93, 95% CI 0.84 to 1.04).^{16 24} This study was designed to study the effects of pioglitazone on cardiovascular disease in high-risk patients with pre-existing macrovascular disease and T2DM. Similar results were found in the Insulin Resistance Intervention after Stroke (IRIS) trial, which measured the effects of pioglitazone on cardiovascular disease and all-cause mortality in prediabetic patients with a recent history of ischemic stroke or transient ischemic attack. By 4.8 years, there was no statistically significant difference in all-cause mortality in the pioglitazone group compared with the placebo group (HR 0.93, 95% CI 0.73 to 1.17).

Pioglitazone is an agonist of peroxisome proliferator-activated receptor γ (PPAR- γ) indicated for treatment of T2DM. Data show that pioglitazone causes partial activation of PPAR- α . These actions modulate the transcription of genes with favorable effects on fat distribution, lipid and protein metabolism, insulin sensitivity, plasma glucose, inflammation, and vascular endothelial function.²⁵ There are several potential mechanisms that could underlie the association of pioglitazone and

reduced mortality. The overall changes induced by pioglitazone suggest a general improvement in various risk factors that might reduce cardiovascular morbidity and mortality.¹⁶ Evidence also indicates that pioglitazone reduces the levels of various cardiovascular risk parameters/inflammatory markers, such as highly sensitive C-reactive protein and carotid intima-media thickness, independently of its effect on glycemic control.²⁶ These mechanisms could be the link between treatment and reduced risk of macrovascular disease in patients with diabetes,¹⁶ but more research is needed to confirm this view.

Evidence indicates that patients with T2DM have reduced life expectancy compared with the general population.^{1 2} RCTs provide limited and inconclusive evidence concerning the effect of pioglitazone on all-cause mortality.

CONCLUSIONS

This large, observational multibase European cohort study found that prescribing pioglitazone compared with an alternative treatment decision at the same stage of disease progression was associated with a reduction in all-cause mortality rate. Further observational and prospective studies that are specifically designed to test the association between pioglitazone use and all-cause mortality objective are required.

Other information

The European Medicines Agency (EMA) mandated the Marketing Authorization Holder of Actos (pioglitazone) to conduct this study. The study protocol was reviewed and approved by the EMA, and the study was granted the ENCePP Seal reflecting transparency and quality in research. The study was fully funded by Takeda Development Centre Europe Ltd.

Acknowledgments Dr Tim Williams (CPRD) and Susan Eaton (CPRD) were involved in the study design. Irene Bezemer (PHARMO Institute) contributed in analytical discussions and Eline Houben (PHARMO Institute) contributed to the construction of the analysis file. The Swedish National Diabetes Register provided detailed data for this study. We would like to thank all patients and participating staff who have contributed to the register.

Contributors All authors planned and designed the study. SC, MM, ML, EMH, LK-H, RW and HS performed the data management and data analysis, and all authors interpreted the data. All authors drafted the manuscript, revised the paper critically for important intellectual content and approved the final version of the manuscript. PK supervised the study and is the guarantor.

Competing interests All authors have completed the Unified Competing Interest form at (available on request from the corresponding author) and declare that PK, FH, SC, and MM are employed by EPID Research, EH is and LKH was employed by PHARMO Institute, RW and HS are employed by CPRD, and ML and SB are employed by Karolinska Institute. EPID Research, PHARMO Institute, CPRD and Karolinska Institute perform commissioned pharmacoepidemiological studies and thus their employees have been and currently are working in collaboration with several pharmaceutical companies (including Takeda). PD is employed by Takeda.

Patient consent This is a register-based study with anonymous data and no patient contact.

Provenance and peer review Not commissioned; externally peer reviewed.

Data sharing statement Criteria and process for sharing the analytical country-specific datasets and meta-analysis dataset for third parties is defined in the study protocol available at the ENCePP E-Register of Studies.

Open Access This is an Open Access article distributed in accordance with the Creative Commons Attribution Non Commercial (CC BY-NC 4.0) license, which permits others to distribute, remix, adapt, build upon this work non-commercially, and license their derivative works on different terms, provided the original work is properly cited and the use is non-commercial. See: <http://creativecommons.org/licenses/by-nc/4.0/>

© Article author(s) (or their employer(s) unless otherwise stated in the text of the article) 2017. All rights reserved. No commercial use is permitted unless otherwise expressly granted.

REFERENCES

- Panzram G. Mortality and survival in type 2 (non-insulin-dependent) diabetes mellitus. *Diabetologia* 1987;30:123–31.
- Roper NA, Bilous RW, Kelly WF, *et al.* Excess mortality in a population with diabetes and the impact of material deprivation: longitudinal, population based study. *BMJ* 2001;322:1389–93.
- Rajagopalan S, Dutta P, Hota D, *et al.* Effect of low dose pioglitazone on glycemic control and insulin resistance in type 2 diabetes: a randomized, double blind, clinical trial. *Diabetes Res Clin Pract* 2015;109:e32–e35.
- Miyazaki Y, Matsuda M, DeFronzo RA. Dose-response effect of pioglitazone on insulin sensitivity and insulin secretion in type 2 diabetes. *Diabetes Care* 2002;25:517–23.
- Abdul-Ghani MA, Puckett C, Triplitt C, *et al.* Initial combination therapy with metformin, pioglitazone and exenatide is more effective than sequential add-on therapy in subjects with new-onset diabetes: results from the Efficacy and durability of initial combination therapy for type 2 Diabetes (EDICT): a randomized trial. *Diabetes Obes Metab* 2015;17:268–75.
- Einhorn D, Rendell M, Rosenzweig J, *et al.* Pioglitazone hydrochloride in combination with metformin in the treatment of type 2 diabetes mellitus: a randomized, placebo-controlled study. the pioglitazone 027 Study Group. *Clin Ther* 2000;22:1395–409.
- Matthews DR, Charbonnel BH, Hanefeld M, *et al.* Long-term therapy with addition of pioglitazone to metformin compared with the addition of gliclazide to metformin in patients with type 2 diabetes: a randomized, comparative study. *Diabetes Metab Res Rev* 2005;21:167–74.
- Charbonnel B, Scherthaner G, Brunetti P, *et al.* Long-term efficacy and tolerability of add-on pioglitazone therapy to failing monotherapy compared with addition of gliclazide or metformin in patients with type 2 diabetes. *Diabetologia* 2005;48:1093–104.
- Ceriello A, Johns D, Widel M, *et al.* Comparison of effect of pioglitazone with metformin or sulfonylurea (monotherapy and combination therapy) on postload glycemia and composite insulin sensitivity index during an oral glucose tolerance test in patients with type 2 diabetes. *Diabetes Care* 2005;28:266–72.
- Mannucci E, Dicembrini I, Lauria A, *et al.* Is glucose control important for prevention of cardiovascular disease in diabetes? *Diabetes Care* 2013;36(Suppl 2):S259–S263.
- Li W, Katzmarzyk PT, Horswell R, *et al.* HbA1c and all-cause mortality risk among patients with type 2 diabetes. *Int J Cardiol* 2016;202:490–6.
- Arnold LW, Wang Z. The HbA1c and all-cause mortality relationship in patients with type 2 diabetes is J-shaped: a meta-analysis of observational studies. *Rev Diabet Stud* 2014;11:138–52.
- Ekström N, Svensson AM, Miftaraj M, *et al.* Cardiovascular safety of glucose-lowering agents as add-on medication to metformin treatment in type 2 diabetes: report from the Swedish National Diabetes Register. *Diabetes Obes Metab* 2016;18:990–8.
- Lincoff AM, Wolski K, Nicholls SJ, *et al.* Pioglitazone and risk of cardiovascular events in patients with type 2 diabetes mellitus: a meta-analysis of randomized trials. *JAMA* 2007;298:1180–8.
- Mannucci E, Monami M, Lamanna C, *et al.* Pioglitazone and cardiovascular risk. A comprehensive meta-analysis of randomized clinical trials. *Diabetes Obes Metab* 2008;10:1221–38.
- Dormandy JA, Charbonnel B, Eckland DJ, *et al.* Secondary prevention of macrovascular events in patients with type 2 diabetes in the PROactive Study (PROspective pioglitAzone clinical trial in macroVascular events): a randomised controlled trial. *Lancet* 2005;366:1279–89.
- Yang J, Vallarino C, Bron M, *et al.* A comparison of all-cause mortality with pioglitazone and insulin in type 2 diabetes: an expanded analysis from a retrospective cohort study. *Curr Med Res Opin* 2014;30:2223–31.
- Hippisley-Cox J, Coupland C. Diabetes treatments and risk of heart failure, cardiovascular disease, and all cause mortality: cohort study in primary care. *BMJ* 2016;354:i3477.
- Medicines and Healthcare products Regulatory Agency. Rosiglitazone: recommended withdrawal from clinical use. 2010 <https://www.gov.uk/drug-safety-update/rosiglitazone-recommended-withdrawal-from-clinical-use>.
- Korhonen P, Heintjes EM, Williams R, *et al.* Pioglitazone use and risk of bladder cancer in patients with type 2 diabetes: retrospective cohort study using datasets from four European countries. *BMJ* 2016;354:i3903.
- Petri H, Urquhart J. Channeling Bias in the interpretation of drug effects. *Stat Med* 1991;10:577–81.
- Morrish NJ, Wang SL, Stevens LK, *et al.* Mortality and causes of death in the WHO multinational study of vascular disease in Diabetes. *Diabetologia* 2001;44(Suppl 2):S14–S21.
- Brown AF, Ettner SL, Piette J, *et al.* Socioeconomic position and health among persons with diabetes mellitus: a conceptual framework and review of the literature. *Epidemiol Rev* 2004;26:63–77.
- Erdmann E, Harding S, Lam H, *et al.* Ten-year observational follow-up of PROactive: a randomized cardiovascular outcomes trial evaluating pioglitazone in type 2 diabetes. *Diabetes Obes Metab* 2016;18:266–73.
- Kernan WN, Viscoli CM, Furie KL, *et al.* Pioglitazone after ischemic stroke or transient ischemic attack. *N Engl J Med* 2016;374:1321–31.
- Pfützner A, Marx N, Lübken G, *et al.* Improvement of cardiovascular risk markers by pioglitazone is independent from glycemic control: results from the pioneer study. *J Am Coll Cardiol* 2005;45:1925–31.

Pioglitazone and risk of mortality in patients with type 2 diabetes: results from a European multidatabase cohort study

Helen Strongman, Pasi Korhonen, Rachael Williams, Shahram Bahmanyar, Fabian Hoti, Solomon Christopher, Maila Majak, Leanne Kool-Houweling, Marie Linder, Paul Dolin and Edith M Heintjes

BMJ Open Diab Res Care 2017 5:
doi: 10.1136/bmjdr-2016-000364

Updated information and services can be found at:
<http://drc.bmj.com/content/5/1/e000364>

These include:

References

This article cites 25 articles, 7 of which you can access for free at:
<http://drc.bmj.com/content/5/1/e000364#BIBL>

Open Access

This is an Open Access article distributed in accordance with the Creative Commons Attribution Non Commercial (CC BY-NC 4.0) license, which permits others to distribute, remix, adapt, build upon this work non-commercially, and license their derivative works on different terms, provided the original work is properly cited and the use is non-commercial. See: <http://creativecommons.org/licenses/by-nc/4.0/>

Email alerting service

Receive free email alerts when new articles cite this article. Sign up in the box at the top right corner of the online article.

Topic Collections

Articles on similar topics can be found in the following collections
[Epidemiology/health services research](#) (77)

Notes

To request permissions go to:
<http://group.bmj.com/group/rights-licensing/permissions>

To order reprints go to:
<http://journals.bmj.com/cgi/reprintform>

To subscribe to BMJ go to:
<http://group.bmj.com/subscribe/>